
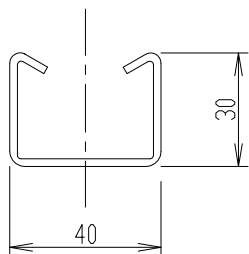
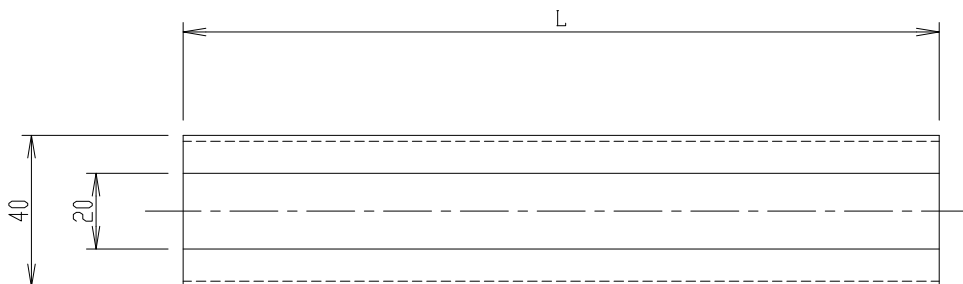
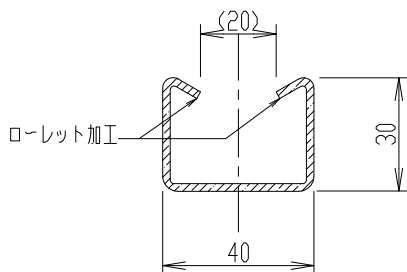


D1S



レール断面 S = 1 / 2



製品仕様図

材質	SGHC / SGCC	スーパーダイマ	SUS304	長さ (L)
板厚	t = 2.0	t = 2.0	t = 1.5	
品番	HLD1S010	DHLD1S010	SHLD1S010	100
	HLD1S015	DHLD1S015	SHLD1S015	150
	HLD1S020	DHLD1S020	SHLD1S020	200
	HLD1S025	DHLD1S025	SHLD1S025	250
	HLD1S030	DHLD1S030	SHLD1S030	300
	HLD1S035	DHLD1S035	SHLD1S035	350
	HLD1S040	DHLD1S040	SHLD1S040	400
	HLD1S045	DHLD1S045	SHLD1S045	450
	HLD1S050	DHLD1S050	SHLD1S050	500
	HLD1S055	DHLD1S055	SHLD1S055	550
	HLD1S060	DHLD1S060	SHLD1S060	600
	HLD1S065	DHLD1S065	SHLD1S065	650
	HLD1S070	DHLD1S700	SHLD1S700	700
	HLD1S075	DHLD1S075	SHLD1S075	750
	HLD1S080	DHLD1S080	SHLD1S080	800
HLD1S085	DHLD1S085	SHLD1S085	850	
HLD1S090	DHLD1S090	SHLD1S090	900	
HLD1S095	DHLD1S095	SHLD1S095	950	
HLD1S100	DHLD1S100	SHLD1S100	1000	
HLD1S105	DHLD1S105	SHLD1S105	1050	
HLD1S110	DHLD1S110	SHLD1S110	1100	
HLD1S115	DHLD1S115	SHLD1S115	1150	
HLD1S120	DHLD1S120	SHLD1S120	1200	
HLD1S125	DHLD1S125	SHLD1S125	1250	
HLD1S130	DHLD1S130	SHLD1S130	1300	
HLD1S135	DHLD1S135	SHLD1S135	1350	
HLD1S140	DHLD1S140	SHLD1S140	1400	
HLD1S145	DHLD1S145	SHLD1S145	1450	
HL-D1S150	DHLD1S150	SHLD1S150	1500	

特記事項

図面名称	レールエース D1タイプ短尺 (長穴なし)			
図面番号	D1S-W	縮尺	1/2	

八州電工株式会社